

Key Stage 1 Personal, Social and Health Education

**Presented by
Kim Powell and Kerry
Meaden-Kendrick**



Aims of the session:

- **PSHE - What and why?**
- **Relationships and Sex Education in Y1 and Y2 (RSE)**
- **Safeguarding**
- **Your role as parents**

What is P.S.H.E?

Personal, Social, Health Education

Develop fully

as:

Individuals

Members of families

Social communities

Knowledge

Understanding

Attitudes

Practical skills

Live

Healthily

Safely

Responsibly

Changing Me - Year 1

- Begin to understand life cycles of animals and humans
- How I have changed since a baby
- Body parts - boys and girls - correct names
- Coping with life changes - moving to Year 2/new school

Changing Me - Year 2

- Recognise life cycles in nature
- The natural process of growing from young to old
- How my body has changed - continuum of life
- Body parts - boys and girls - correct names
- Coping with life changes - moving to Year 3/new school

Our Bodies



What do we teach:

- Names for all parts of the body.
 - How are we the same and how are we different.
 - That all bodies are different and that is okay.
-

Why do we teach body parts in KS1

- To develop confidence when talking and learning about the human body
- To teach children to respect their bodies
- To make sure that children can accurately and confidently name all body parts, including their genitals/private parts

Changing me



Boys' and Girls' Bodies

LI: Can I use the correct names for boys and girls body parts?

Key Vocabulary

Male

Female

Body

Private parts


Open my mind

- Which cat is male?
- Which cat is female?
- How do you know?






Open my mind



How can we tell the difference between a male and a female?

How can we tell who is a boy and who is a girl?

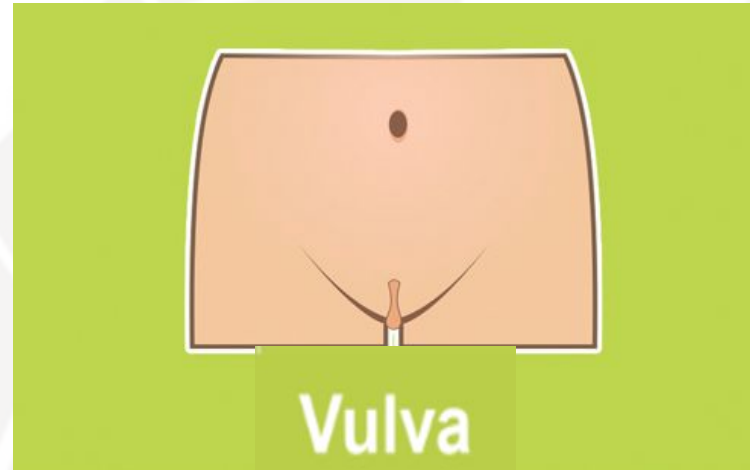

Tell me



Think of three ways that boys and girls are different.

The only significant physical difference between young boys and girls is their private parts.

What are the correct names for the body parts that make boys and girls different?




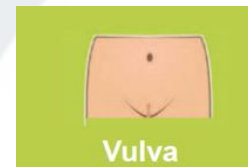
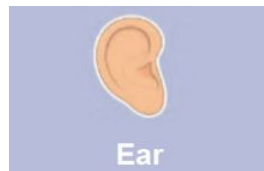
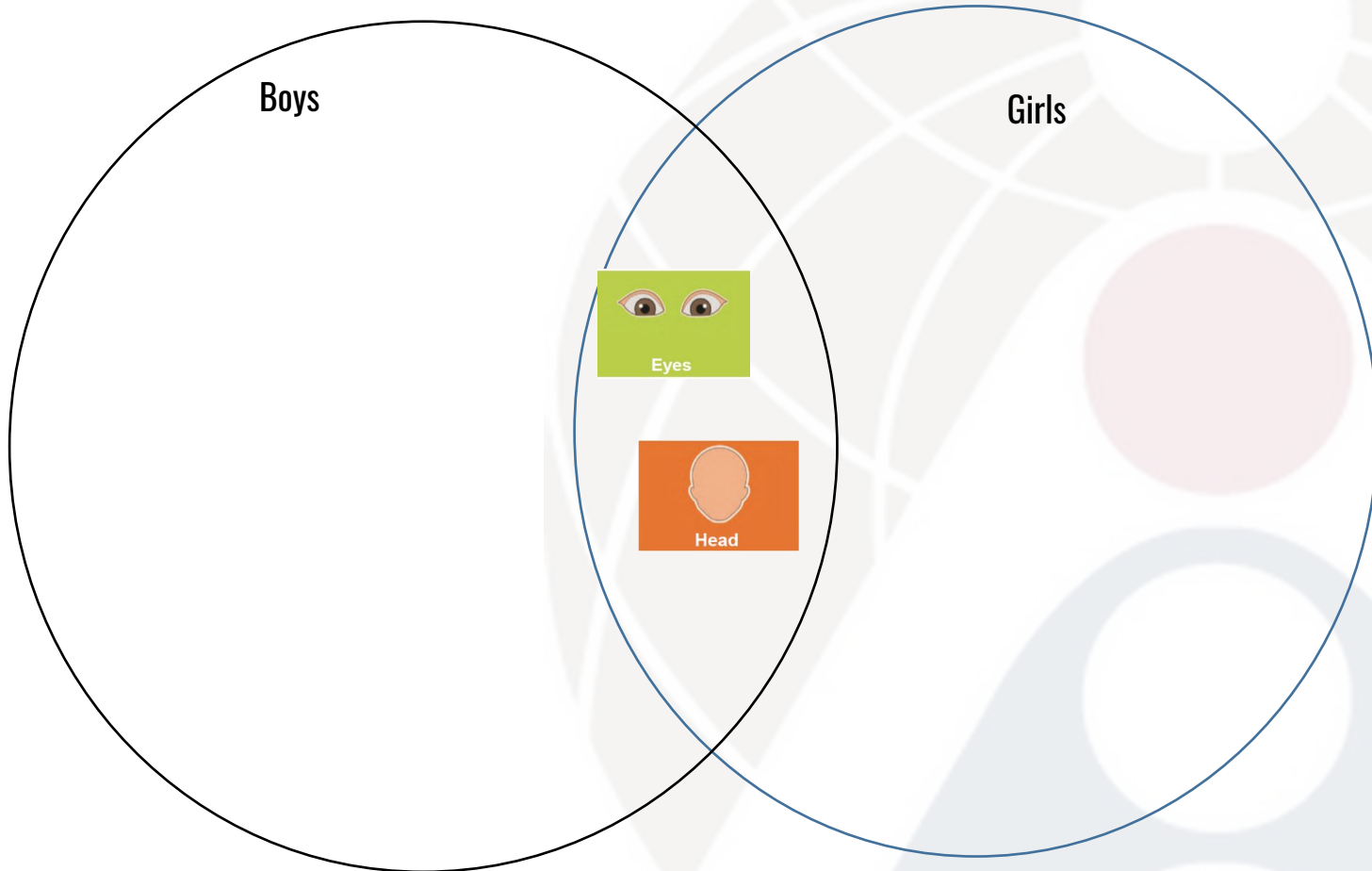
Do you use different names for private parts at home?



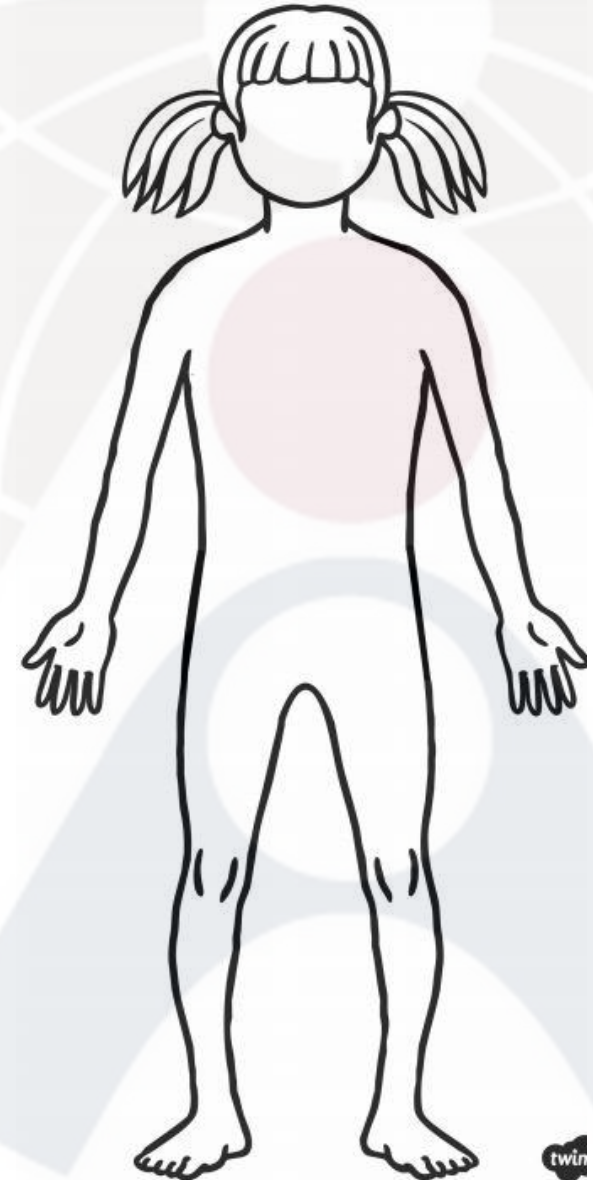
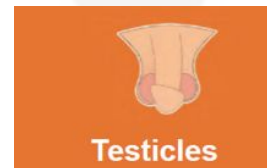
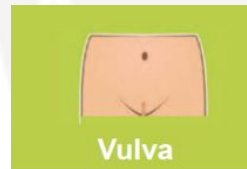
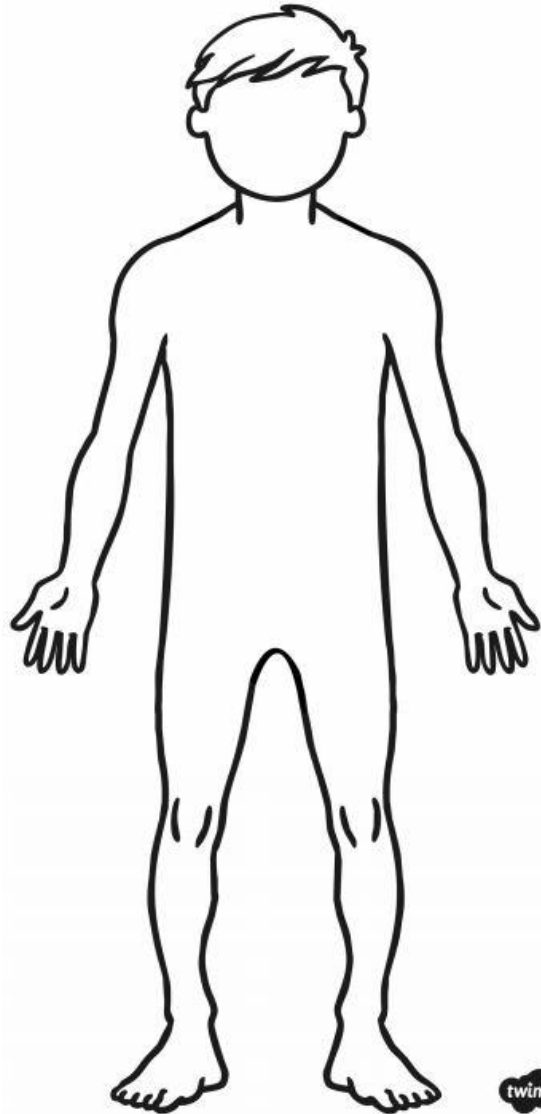
These are your **private** parts and they are **personal** to you.

Let me Learn

Can I sort female and male body parts?



In Year 2 we focus on names of body parts. The children then label the bodies and we talk about ways girls and boys are similar and different.



twinkl

twinkl



Two key tools: Student Safeguarding

Student Code of Conduct

- Teaching children to keep themselves safe
- Name trusted adults
- Familiar and embedded throughout the Primary School
- Revisited at different points in the year

PSHE programme

- Taught PSHE curriculum
- Includes many links to Student safeguarding and the Code of Conduct



Key Stage One Code of Conduct

To keep myself safe:



← If I have a problem, I will talk with my teacher or another trusted adult at school.



← I know where I can go, and where I can't go.



← I only use children's toilets.



← I know to never leave school on my own or with someone I do not know and trust.



← I will listen and follow my teachers' instructions when we practice for an emergency.

HOME COPY

Bangkok Patana Student Safeguarding: Code of Conduct for Parents

Committed to keeping our students protected, safe and secure

Bangkok Patana School has a responsibility for the safety and protection of all students.

Please follow these expectations when on campus, and share them with any employee/personal guest.

- Keep your Patana Card or temporary Visitor tag visible
- Only use toilets and changing rooms identified for adult use
- Do not use cameras in toilets, changing rooms or any other areas where privacy is expected
- Use good judgement and carefully consider the impact before posting images and/or comments
- When in school, comply with the rules and guidelines provided by Patana staff
- Report any concerns to a member of staff or to a Designated Safeguarding Lead
Primary: Carol Battram (caba@patana.ac.th) Secondary: Grant Robertson (grro@patana.ac.th)
- Avoid situations that may lead to an allegation of abusive or offensive conduct.

Confidentiality between parents and school

The school staff will only share information with you about your own child/ren with regard to safeguarding, academic progress, social and emotional development and general behaviour.

Parents must not share information about other families/students except with Patana staff who have a professional role in relation to the student/s. This includes posting images or comments online using social media or messaging platforms.

Pants are Private!



Pants are Private!

- NSPCC resource
- Resources for teachers, parents, different languages...
- Simple, clear message
- No means No
- Good and bad touch
- Good and bad secrets
- Trusted adults



RSE Taught Curriculum Dates in Year 1 and 2:

Week Beginning
17th May



Parent Role

Children learn at home and at school.

Our aim is to work in partnership with families so that they hear the same key messages.

- We all want children to **feel safe** and to be **happy and healthy**
- Regularly talking about human reproduction as opportunities occur will help prepare students for the next stage of their learning (RSE)
- We might need to change our own thinking

Possible questions at school or at home...

Where does the baby grow?

- A baby grows inside the woman (uterus)

How do you make a baby?

- You need a part from a man (cell/sperm/seed) and a part from a woman (cell/egg) to make a baby.
- Emphasise that 'making babies' is for grown-ups when talking with your child.

How does the baby come out?

- A baby can come out of the woman's stomach or through her vagina (between her legs)



Q and A

If you have any personal questions, please stay behind to speak to a member of staff.

If you have any questions at a later stage, please contact your child's class teacher or a member of the leadership team.

We would be pleased to hear from you.

