

**From:** [Brian Taylor](#)  
**To:** [primary-staff](#); [secondary-staff](#); [business-staff](#)  
**Cc:** [Logistics - CSL - Continuing Student Learning](#)  
**Subject:** iSAMS 2 Factor Authentication  
**Date:** 10 January 2021 14:02:02  
**Attachments:** [image013.png](#)  
[image002.png](#)  
[image004.png](#)  
[image006.png](#)  
[image012.png](#)  
[image053.png](#)  
[image054.png](#)  
[image055.png](#)  
[image058.png](#)

Dear Colleagues

Apologies for the 2<sup>nd</sup> email over the weekend.

Remember when I sent the high importance email about setting up 2 factor authentication in iSAMS? (see copy below).

Please make sure you can access iSAMS from outside of school on this link <https://isams.patana.ac.th/Framework> before CSL starts.

If you have not set up the 2 factor authentication then please follow the steps in the 'What is the Solution' column below.

If you have a new phone since installing the authentication app or are not being presented with the QR code to activate the app (for any reason) then please contact me or K Nui [suto@patana.ac.th](mailto:suto@patana.ac.th) so that we can reset 2 factor authentication for you.

Enjoy the rest of this beautiful day; it's weather like this that remind us why we live and work here

Regards

**Brian Taylor**


**Assistant Principal, Campus Curriculum Technology Integration**

**Telephone:** +66 (0) 2785 2200 (ext: 2225) | **Direct Dial:** +66 (0) 2785 2225




**Bangkok Patana School**  
*The British International School in Thailand*  
Established 1957


Family **read-aloud**



Family **listening**



My **reading**



*Please note: I may send emails outside normal office hours to suit my own chosen working pattern.  
In the interests of general wellbeing, please do not feel any obligation to reply until normal working hours.*

**From:** Brian Taylor

**Sent:** 02 September 2020 14:07

**To:** primary-staff <[primary-staff@patana.ac.th](mailto:primary-staff@patana.ac.th)>; secondary-staff <[secondary-staff@patana.ac.th](mailto:secondary-staff@patana.ac.th)>

**Subject:** iSAMS Two-Factor Authentication

**Importance:** High

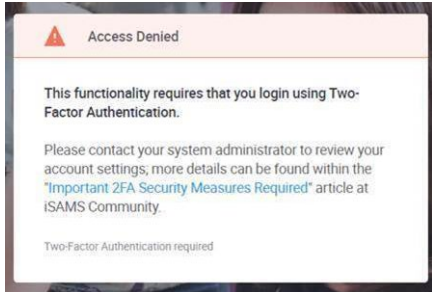

Dear Colleagues

I don't use the High Importance flag ! very often.

Carefully read this email and action if appropriate to you.

For questions or support please contact K Nui (copied) on [suto@patana.ac.th](mailto:suto@patana.ac.th) or 2218.

What is the issue?	Who is affected?	What is the solution?	When do I need to	Background
--------------------	------------------	-----------------------	-------------------	------------

			action this?	
<p>iSAMS requires 2 Factor Authentication to perform the following:</p> <ul style="list-style-type: none"> <li>Use the email wizard to contact students and parents in Student Manager</li> <li>Download Student and Staff records</li> </ul> <p>You will see this error message when you try to perform the above:</p> 	<p>All colleagues that use iSAMS to perform the tasks highlighted.</p> <p>*All colleagues that sign in to Firefly using the iSAMS login.</p> <p>If you do not do these then do not read on.</p>	<p>1. Watch this video:</p>  <p>2. Install the Google Authenticator app – links below. We recommended Google rather than the Microsoft app – it’s simpler – use the code generated when point your phone at the QR code</p> <p><a href="#">Google Authenticator App for Android devices</a></p> <p><a href="#">Google Authenticator for Apple iOS devices</a></p> <p><a href="#">Chrome Authenticator Extension for anyone without a smartphone</a></p> <p>*We recommend you always sign into Firefly using a Patana Google Account or Patana Office 365 account.</p>	<p>Many staff need to send emails using iSAMS.</p> <p>We will switch on 2 Factor Authenticator at 2.30pm today.</p> <p>You can then follow the steps shown in the video and call Nui if you need some help!</p>	<p>Several iSAMS schools have had their data hacked recently and iSAMS have, by default, switched on 2 Factor Authentication in their update overnight. 2 Factor authentication is similar to when your bank asks you for an OTP (one-time-password) code when you buy something or transfer money. Sensitive data is protected by 2 Factor Authentication</p>

Note 1: you will only be required to do this configuration once

Note 2: if you are accessing sensitive iSAMS data when off-campus you will need to enter a 2 Factor Authentication code generated in the app

Note 3: as part of our ongoing data protection we will continue to roll-out the use of 2 Factor Authentication for our systems; this is the first of several steps

Note 4: Students and Parents are not affected by this additional layer of security

Many thanks for taking the time to read and act on this.

The safeguarding of our data is a critical component of our school.

Regards

**Brian Taylor**


**Assistant Principal, Campus Curriculum Technology Integration**

Telephone: +66 (0) 2785 2200 (ext: 2225) | Direct Dial: +66 (0) 2785 2225




**Bangkok Patana School**  
The British International School in Thailand  
Established 1957

Family **read-aloud**



Family **listening**



My **reading**

